


Environmental product declaration

In accordance with ISO 14025 and EN15804+A2

Norgips UF-profil



NORGIPS

EPD-Global

Owner of the declaration:

Norgips Norge AS

Product:

Norgips UF-profil

Declared unit:

1 kg

This declaration is based on Product Category Rules:

CEN Standard EN 15804:2012+A2:2019 serves as core PCR
NPCR 013:2021 Part B for Steel and aluminium construction products

Program operator:

EPD-Global

Declaration number:

NEPD-15691-19606

Issue date:

21.05.2026

Valid to:

21.05.2031

EPD software:

LCAno EPD generator ID: 1480149

General information

Product

Norgips UF-profil

Program operator:

EPD-Global
 Post Box 5250 Majorstuen, 0303 Oslo, Norway
 Phone: +47 977 22 020
 web: www.epd-global.com

Declaration number:

NEPD-15691-19606

This declaration is based on Product Category Rules:

CEN Standard EN 15804:2012+A2:2019 serves as core PCR
 NPCR 013:2021 Part B for Steel and aluminium construction products

Statement of liability:

The owner of the declaration shall be liable for the underlying information and evidence. EPD-Global shall not be liable with respect to manufacturer information, life cycle assessment data and evidences.

Declared unit:

1 kg Norgips UF-profil

Declared unit with option:

A1-A3, A4, A5, C1, C2, C3, C4, D

Functional unit:

1 kg Norgips UF-profil including packaging

General information on verification of EPD from EPD tools:

Independent verification of data, other environmental information and the declaration according to ISO 14025:2010, § 8.1.3 and § 8.1.4. Verification of each EPD is made according to EPD-Global's guidelines for verification and approval requiring that tools are i) integrated into the company's environmental management system, ii) the procedures for use of the EPD tool are approved by EPD-Global, and iii) the process is reviewed annually by an independent third party verifier. See Appendix G of EPD-Global's General Programme Instructions for further information on EPD tools

Verification of EPD tool:

Independent third party verification of the EPD tool, background data and test-EPD in accordance with EPD-Global's procedures and guidelines for verification and approval of EPD tools.

Third party verifier:

Alexander Borg, Asplan Viak AS

(no signature required)

Owner of the declaration:

Norgips Norge AS
 Contact person: Trond Even Fagerli
 Phone: +47 33 78 48 00
 e-mail: ordre@norgips.com

Manufacturer:

Knauf Sverige GmbH
 Fyrgatan
 29680 Åhus, Sweden

Place of production:

Knauf Sverige GmbH
 Skepperstadvägen 3
 576 33 Sävsjö, Sweden

Management system:

ISO 9001:2015, ISO 14001:2015 och ISO 45001:2018
 Certifikatsnummer: CKMA-14909/2024

Organisation no:

986 034 757

Issue date:

21.05.2026

Valid to:

21.05.2031

Year of study:

2024

Comparability:

EPD of construction products may not be comparable if they not comply with EN 15804 and seen in a building context.

Development and verification of EPD:

The declaration is created using EPD tool lca.tools ver EPD2022.03, developed by LCA.no. The EPD tool is integrated in the company's management system, and has been approved by EPD-Global. Approval number: NEPD96 Knauf

Developer of EPD: Sara Ervasti

Reviewer of company-specific input data and EPD: Trond Even Fagerli

Approved:

Håkon Hauan, CEO EPD-Global

Product

Product description:

Norgips UF-profil is a construction product used as a reinforcement runner, U-profile, and primarily for drywall construction of interior plasterboard walls with increased wall heights or where load-bearing capacity is required. The steel profile is made of zinc-coated steel coils, cut and bent to attain the right dimensions and characteristics. The product is recyclable and is available in different dimensions and weights.

Product specification

The steel grade used for this product is S350GD+Z275.

Norgips UF-profil is available with low or high flanges; models with high flanges are designated by the suffix /100 in the product table. The nominal thickness used for products with low flanges is 1,0 mm. The nominal thickness used for products with high flanges is 1,5 mm.

Materials	kg	%
Metal - Galvanized Steel	1.00	100.00
Total	1.00	100.00

Packaging	kg	%
Packaging - Plastic straps	0.0000423	0.536
Packaging - Wood	0.00785	99.46
Total incl. packaging	1.01	100.00

Technical data:

Standard EN 1090-1:2009+A1:2011

Reaction to fire: A1 / Yield strength: 350 N/mm²

Further information on www.norgips.no/se

Norgips UF-profil is available in different dimensions. This EPD covers all dimensions listed in the table below. The table shows the weight (kg/m) for the various dimensions. Use the weight as a conversion factor to express the results in this EPD per meter of profile.

Product designation	Weight (kg/m)
UF 45	1,13
UF 70	1,40
UF 95	1,59
UF 120	1,71
UF 145	1,93
UF 150	1,93
UF 160	2,10
UF 70/100	3,15
UF 95/100	3,51
UF 100/100	3,51
UF 120/100	3,80

Market:

Norgips UF-profil is manufactured in Sweden. It is distributed, and sold in Norway and Sweden

Reference service life, product

Equal to RSL building: 50 years

Reference service life, building or construction works

50 years

LCA: Calculation rules

Declared unit:

1 kg Norgips UF-profil

Cut-off criteria:

All major raw materials and all the essential energy is included. The production processes for raw materials and energy flows with very small amounts (less than 1%) are not included. These cut-off criteria do not apply for hazardous materials and substances.

Allocation:

The allocation is made in accordance with the provisions of EN 15804. Incoming energy and water and waste production in-house is allocated equally among all products through mass allocation. Effects of primary production of recycled materials is allocated to the main product in which the material was used. The recycling process and transportation of the material is allocated to this analysis.

Data quality:

Specific data for the product composition are provided by the manufacturer. The data represent the production of the declared product and were collected for EPD development in the year of study. Background data is based on EPDs according to EN 15804 and different LCA databases. The data quality of the raw materials in A1 is presented in the table below.

Materials	Source	Data quality	Year
Metal - Galvanized Steel	ecoinvent 3.6	Database	2019
Metal - Galvanized Steel	Supplier	EPD	2021
Metal - Galvanized Steel	Supplier	EPD	2022
Metal - Galvanized Steel	Supplier	EPD	2025
Packaging - Plastic straps	ecoinvent 3.6	Database	2019
Packaging - Wood	ecoinvent 3.6	Database	2019

System boundaries (X=included, MND=module not declared, MNR=module not relevant)

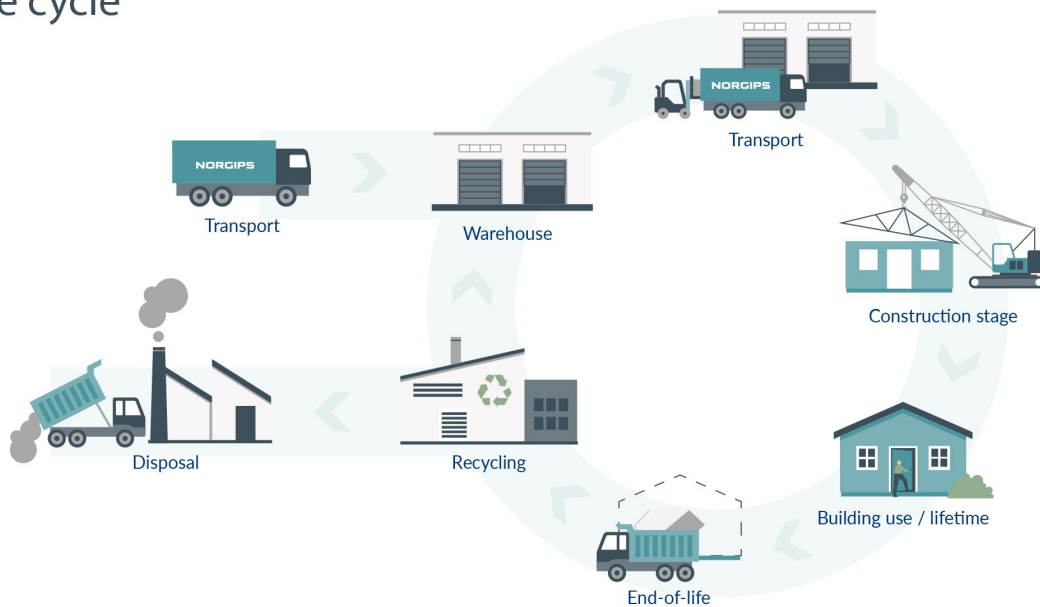
Product stage			Construction installation stage		Use stage								End of life stage				Beyond the system boundaries
Raw materials	Transport	Manufacturing	Transport	Assembly	Use	Maintenance	Repair	Replacement	Refurbishment	Operational energy use	Operational water use	De-construction demolition	Transport	Waste processing	Disposal	Reuse-Recovery-Recycling-potential	
A1	A2	A3	A4	A5	B1	B2	B3	B4	B5	B6	B7	C1	C2	C3	C4	D	
X	X	X	X	X	MNR	MNR	MNR	MNR	MNR	MNR	MNR	X	X	X	X	X	

System boundary:

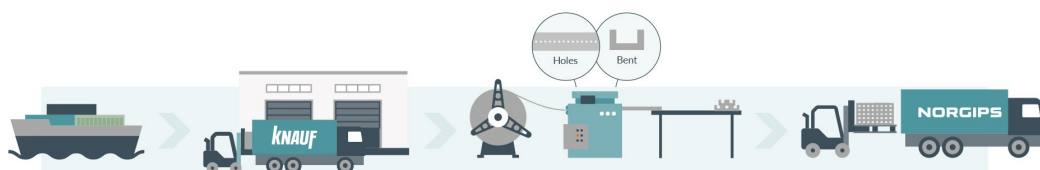
Cradle-to-grave; A1-A3, A4-A5, B1-B7, C1-C4 and D.

Modules B1-B7 are not relevant as the product need neither maintenance, repair, replacement, refurbishment nor use energy or water.

Life cycle



Production



Additional technical information:

Production

The product Norgips UF-profil is manufactured by Knauf Sverige GmbH in Sävsjö (Sweden). After slitting the steel coils are transported by truck to the manufacturing plant in Sävsjö. At Knauf’s facility in Sävsjö, the steel coils are cut and roll-formed to attain the right dimensions and characteristics. After manufacturing, the products are transported to Norway for storage before the product is distributed with truck to the Norwegian and Swedish market for construction.

LCA: Scenarios and additional technical information














The following information describe the scenarios in the different modules of the EPD.

Module A5 do not include all materials and activities connected to installation. Currently, no primary data is available on installation, which is why no information is available here, for example on the fuel, electricity, etc. required, and this is not taken into account in the calculation. The installation phase therefore only includes the environmental impact of disposal of the product packaging.

Transport from production place to user (A4)	Capacity utilisation (incl. return) %	Distance (km)	Fuel/Energy Consumption	Unit	Value (Liter/tonne)
Train, Electrical (km) - Norway	42.0 %	90.00	0.051	kWh/tkm	4.59
Truck, Biogas, 80.2% Capacity Utilisation, Class50, EURO 6 (km)	80.2 %	150.00	0.026	l/tkm	3.90
Truck, Diesel, 69.2% Capacity Utilisation, Class50, EURO 6 (km)	69.2 %	60.00	0.012	l/tkm	0.72
Assembly (A5)	Unit	Value			
Waste, packaging, PET straps, to average treatment (kg)	kg	0.0000423			
Waste, packaging, wood beam, softwood, raw, dried, u=20%, average treatment (kg)	kg	0.00785			
De-construction demolition (C1)	Unit	Value			
Waste scenario for steel profiles - demolition, recycling and landfill	kg	1.00			
Diesel, burned (MJ)	MJ	0.0359			
Transport to waste processing (C2)	Capacity utilisation (incl. return) %	Distance (km)	Fuel/Energy Consumption	Unit	Value (Liter/tonne)
Truck, over 32 tonnes, EURO 6 (kgkm) - Europe	53.3 %	300.00	0.023	l/tkm	6.90
Waste processing (C3)	Unit	Value			
Materials to recycling (kg)	kg	0.95			
Disposal (C4)	Unit	Value			
Waste, scrap steel, to landfill (kg) - C4	kg	0.05			
Benefits and loads beyond the system boundaries (D)	Unit	Value			
Substitution of electricity (MJ)	MJ	0.005459			
Substitution of thermal energy, district heating (MJ)	MJ	0.08258			
Substitution of primary steel with net scrap (kg)	kg	0.858			

LCA: Results

The LCA results are presented below for the declared unit defined on page 2 of the EPD document.







Environmental impact										
Indicator	Unit	A1-A3	A4	A5	C1	C2	C3	C4	D	
 GWP-total	kg CO ₂ -eq	2.54E+00	8.89E-03	1.22E-02	3.29E-03	2.64E-02	0.00E+00	2.14E-04	-9.45E-01	
 GWP-fossil	kg CO ₂ -eq	2.53E+00	7.95E-03	2.15E-04	3.29E-03	2.64E-02	0.00E+00	2.14E-04	-9.45E-01	
 GWP-biogenic	kg CO ₂ -eq	1.31E-03	9.27E-04	1.20E-02	6.16E-07	1.13E-05	0.00E+00	1.82E-07	-5.22E-04	
 GWP-luluc	kg CO ₂ -eq	1.52E-03	7.12E-06	5.44E-08	2.59E-07	8.04E-06	0.00E+00	4.20E-08	-4.40E-04	
 ODP	kg CFC11 -eq	3.42E-08	1.61E-09	3.40E-11	7.10E-10	6.36E-09	0.00E+00	1.04E-10	-3.49E-05	
 AP	mol H+ -eq	6.93E-03	4.68E-05	1.70E-06	3.44E-05	8.50E-05	0.00E+00	2.09E-06	-4.70E-03	
 EP-FreshWater	kg P -eq	2.12E-05	5.27E-07	2.54E-09	1.20E-08	2.10E-07	0.00E+00	1.60E-09	-5.81E-05	
 EP-Marine	kg N -eq	1.68E-03	1.20E-05	7.33E-07	1.52E-05	1.86E-05	0.00E+00	7.84E-07	-9.72E-04	
 EP-Terrestrial	mol N -eq	1.80E-02	1.34E-04	7.82E-06	1.67E-04	2.08E-04	0.00E+00	8.63E-06	-9.94E-03	
 POCP	kg NMVOC -eq	5.49E-03	5.23E-05	2.01E-06	4.58E-05	8.15E-05	0.00E+00	2.47E-06	-4.73E-03	
 ADP-minerals&metals ¹	kg Sb-eq	4.39E-04	3.51E-07	3.44E-09	5.04E-09	4.70E-07	0.00E+00	1.90E-09	-1.63E-05	
 ADP-fossil ¹	MJ	2.82E+01	1.52E-01	2.50E-03	4.52E-02	4.29E-01	0.00E+00	6.91E-03	-7.95E+00	
 WDP ¹	m ³	9.34E+00	2.15E-01	3.87E-03	9.61E-03	3.29E-01	0.00E+00	1.45E-02	4.89E+01	

GWP-total = Global Warming Potential total; GWP-fossil = Global Warming Potential fossil fuels; GWP-biogenic = Global Warming Potential biogenic; GWP-luluc = Global Warming Potential land use and land use change; ODP = Depletion potential of the stratospheric ozone layer; AP = Acidification potential, Accumulated Exceedance; EP-freshwater = Eutrophication potential, fraction of nutrients reaching freshwater end compartment; EP-marine = Eutrophication potential, fraction of nutrients reaching marine end compartment; EP-terrestrial = Eutrophication potential, Accumulated Exceedance; POCP = Formation potential of tropospheric ozone; ADP-minerals&metals = Abiotic depletion potential for non-fossil resources; ADP-fossil = Abiotic depletion for fossil resources potential; WDP = Water (user) deprivation potential, deprivation-weighted water consumption

"Reading example: 9.0 E-03 = 9.0*10⁻³ = 0.009"

1. The results of this environmental impact indicator shall be used with care as the uncertainties on these results are high or as there is limited experienced with the indicator

Remarks to environmental impacts

Additional environmental impact indicators										
Indicator	Unit	A1-A3	A4	A5	C1	C2	C3	C4	D	
 PM	Disease incidence	2.76E-08	1.67E-09	2.10E-11	9.10E-10	2.42E-09	0.00E+00	4.50E-11	-7.86E-08	
 IRP ²	kgBq U235 -eq	5.78E-02	1.30E-03	9.06E-06	1.94E-04	1.87E-03	0.00E+00	3.00E-05	3.35E-03	
 ETP-fw ¹	CTUe	1.61E+01	1.43E-01	2.84E-03	2.47E-02	3.13E-01	0.00E+00	3.42E-03	-5.27E+01	
 HTP-c ¹	CTUh	1.67E-09	0.00E+00	0.00E+00	1.00E-12	0.00E+00	0.00E+00	0.00E+00	-4.54E-09	
 HTP-nc ¹	CTUh	2.26E-08	2.13E-10	1.50E-11	2.30E-11	3.03E-10	0.00E+00	2.00E-12	9.87E-08	
 SQP ¹	dimensionless	3.00E+00	3.52E-01	1.42E-03	5.74E-03	4.91E-01	0.00E+00	2.52E-02	-6.40E-01	

PM = Particulate Matter emissions; IRP = Ionizing radiation – human health; ETP-fw = Eco toxicity – freshwater; HTP-c = Human toxicity – cancer effects; HTP-nc = Human toxicity – non cancer effects; SQP = Potential Soil Quality Index (dimensionless)




"Reading example: 9.0 E-03 = 9.0*10⁻³ = 0.009"

1. The results of this environmental impact indicator shall be used with care as the uncertainties on these results are high or as there is limited experienced with the indicator
2. This impact category deals mainly with the eventual impact of low dose ionizing radiation on human health of the nuclear fuel cycle. It does not consider effects due to possible nuclear accidents, occupational exposure nor due to radioactive waste disposal in underground facilities. Potential ionizing radiation from the soil, from radon and from some construction materials is also not measured by this indicator.

Resource use										
Indicator	Unit	A1-A3	A4	A5	C1	C2	C3	C4	D	
 PERE	MJ	2.18E+00	4.15E-02	5.14E-05	2.45E-04	5.39E-03	0.00E+00	1.06E-04	-6.87E-01	
 PERM	MJ	1.10E-01	0.00E+00	-1.10E-01	0.00E+00	0.00E+00	0.00E+00	0.00E+00	0.00E+00	
 PERT	MJ	2.29E+00	4.15E-02	-1.10E-01	2.45E-04	5.39E-03	0.00E+00	1.06E-04	-6.87E-01	
 PENRE	MJ	2.82E+01	1.47E-01	2.50E-03	4.52E-02	4.29E-01	0.00E+00	6.91E-03	-7.95E+00	
 PENRM	MJ	9.71E-04	0.00E+00	-9.71E-04	0.00E+00	0.00E+00	0.00E+00	0.00E+00	0.00E+00	
 PENRT	MJ	2.82E+01	1.47E-01	1.53E-03	4.52E-02	4.29E-01	0.00E+00	6.91E-03	-7.95E+00	
 SM	kg	9.20E-02	0.00E+00	0.00E+00	0.00E+00	0.00E+00	0.00E+00	0.00E+00	0.00E+00	
 RSF	MJ	1.03E-02	1.13E-04	1.50E-06	6.02E-06	1.89E-04	0.00E+00	2.20E-06	3.41E-02	
 NRSF	MJ	1.28E-01	0.00E+00	1.70E-05	8.86E-05	6.32E-04	0.00E+00	6.32E-06	9.90E-01	
 FW	m ³	1.10E-02	5.67E-04	1.81E-06	2.33E-06	4.88E-05	0.00E+00	8.23E-06	-2.04E-03	






PERE = Use of renewable primary energy excluding renewable primary energy resources used as raw materials; PERM = Use of renewable primary energy resources used as raw materials; PERT = Total use of renewable primary energy resources; PENRE = Use of non renewable primary energy excluding non-renewable primary energy resources used as raw materials; PENRM = Use of non renewable primary energy resources used as raw materials; PENRT = Total use of non renewable primary energy resources; SM = Use of secondary materials; RSF = Use of renewable secondary fuels; NRSF = Use of non-renewable secondary fuels; FW = Net use of fresh water

"Reading example: 9.0 E-03 = 9.0*10⁻³ = 0.009"

End of life - Waste										
Indicator	Unit	A1-A3	A4	A5	C1	C2	C3	C4	D	
 HWD	kg	3.27E-03	2.53E-04	0.00E+00	1.33E-06	2.35E-05	0.00E+00	0.00E+00	-4.91E-03	
 NHWD	kg	2.13E-01	2.99E-02	7.89E-03	5.36E-05	3.73E-02	0.00E+00	5.00E-02	-3.86E-01	
 RWD	kg	4.57E-04	2.05E-04	0.00E+00	3.14E-07	2.93E-06	0.00E+00	0.00E+00	2.57E-06	

HWD = Hazardous waste disposed; NHWD = Non-hazardous waste disposed; RWD = Radioactive waste disposed

"Reading example: 9.0 E-03 = 9.0*10⁻³ = 0.009"

End of life - Output flow										
Indicator	Unit	A1-A3	A4	A5	C1	C2	C3	C4	D	
 CRU	kg	0.00E+00	0.00E+00	0.00E+00	0.00E+00	0.00E+00	0.00E+00	0.00E+00	0.00E+00	
 MFR	kg	3.44E-02	0.00E+00	2.18E-05	0.00E+00	0.00E+00	9.50E-01	0.00E+00	0.00E+00	
 MER	kg	4.84E-03	0.00E+00	7.85E-03	0.00E+00	0.00E+00	0.00E+00	0.00E+00	0.00E+00	
 EEE	MJ	3.26E-03	0.00E+00	5.46E-03	0.00E+00	0.00E+00	0.00E+00	0.00E+00	0.00E+00	
 EET	MJ	4.94E-02	0.00E+00	8.26E-02	0.00E+00	0.00E+00	0.00E+00	0.00E+00	0.00E+00	

CRU = Components for re-use; MFR = Materials for recycling; MER = Materials for energy recovery; EEE = Exported energy electrical; EET = Exported energy thermal

"Reading example: 9.0 E-03 = 9.0*10⁻³ = 0.009"

Biogenic Carbon Content		
Indicator	Unit	At the factory gate
Biogenic carbon content in product	kg C	0.00E+00
Biogenic carbon content in accompanying packaging	kg C	3.27E-03

Note: 1 kg biogenic carbon is equivalent to 44/12 kg CO₂

Additional requirements

Greenhouse gas emissions from the use of electricity in the manufacturing phase

National production mix from import, low voltage (production of transmission lines, in addition to direct emissions and losses in grid) of applied electricity for the manufacturing process (A3).

Electricity mix	Source	Amount	Unit
Electricity, share of 64% nuclear and 36% hydro, for 2024 (kWh) - SE	ecoinvent 3.10.1	15.50	g CO2-eq/kWh

Dangerous substances

The product contains no substances given by the REACH Candidate list.

Indoor environment

When used as designated, there are no known modifications of the profiles or emissions of dangerous substances into the environment.

Additional Environmental Information

Additional environmental impact indicators required in NPCR Part A for construction products									
Indicator	Unit	A1-A3	A4	A5	C1	C2	C3	C4	D
GWPIOBC	kg CO ₂ -eq	2.54E+00	8.88E-03	2.15E-04	3.29E-03	2.64E-02	0.00E+00	2.14E-04	-9.45E-01

GWPIOBC: Global warming potential calculated according to the principle of instantaneous oxidation. In order to increase the transparency of biogenic carbon contribution to climate impact, the indicator GWP-IOBC is required as it declares climate impacts calculated according to the principle of instantaneous oxidation. GWP-IOBC is also referred to as GWP-GHG in context to Swedish public procurement legislation.

Bibliography

ISO 14025:2010 Environmental labels and declarations - Type III environmental declarations - Principles and procedures.
 ISO 14044:2006 Environmental management - Life cycle assessment - Requirements and guidelines.
 EN 15804:2012+A2:2019 Environmental product declaration - Core rules for the product category of construction products.
 ISO 21930:2017 Sustainability in buildings and civil engineering works - Core rules for environmental product declarations of construction products.
 ecoinvent v3, Allocation, cut-off by classification, Swiss Centre of Life Cycle Inventories.
 Iversen et al., (2021) eEPD v2021.09 Background information for EPD generator tool system verification, LCA.no Report number: 07.21
 Graafland and Iversen, (2022) EPD generator for NPCR 013 Part B for Steel and Aluminum, Background information for EPD generator application and LCA data, LCA.no report number: 08.22
 NPCR Part A: Construction products and services. Ver. 2.0. April 2021, EPD-Norge.
 NPCR 013 Part B for Steel and Aluminium Construction Products , Ver. 4.0, 06.10.2021, EPD Norway.

 <small>Powered by EPD-Norway</small>	Program operator and publisher EPD-Global Postboks 5250 Majorstuen, 0303 Oslo, Norway	Phone: +47 977 22 020 e-mail: post@epd-norge.no web: www.epd-global.com
	Owner of the declaration: Norgips Norge AS Svelvikveien 625, 3060 Svelvik, Norway	Phone: +47 33 78 48 00 e-mail: ordre@norgips.com web: www.norgips.no
	Author of the Life Cycle Assessment LCA.no AS Dokka 6A, 1671 Kråkerøy, Norway	Phone: +47 916 50 916 e-mail: post@lca.no web: www.lca.no
	Developer of EPD generator LCA.no AS Dokka 6A, 1671 Kråkerøy, Norway	Phone: +47 916 50 916 e-mail: post@lca.no web: www.lca.no
	ECO Platform ECO Portal	web: www.eco-platform.org web: ECO Portal